

Focus Flex



Light Efficiency:

5 Lumen/Watt

Light Quality:

CRI: 0.0

Color Temperature:

0 K

Output: 1773 lm

Peak: 378738 cd

Power: 327 W

PF: 1.0



Beam Angle

4.3°

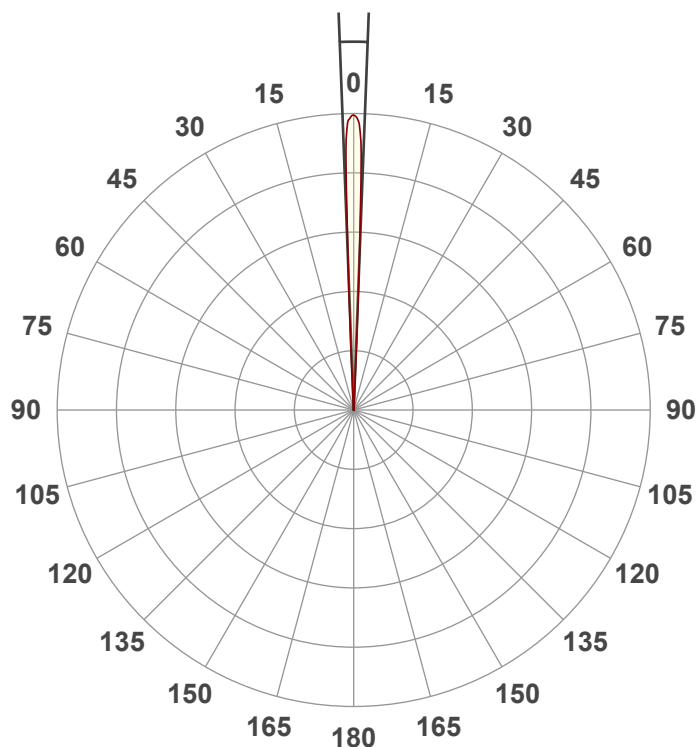
Test:

Full On Zoom In

Date:

5/31/2022

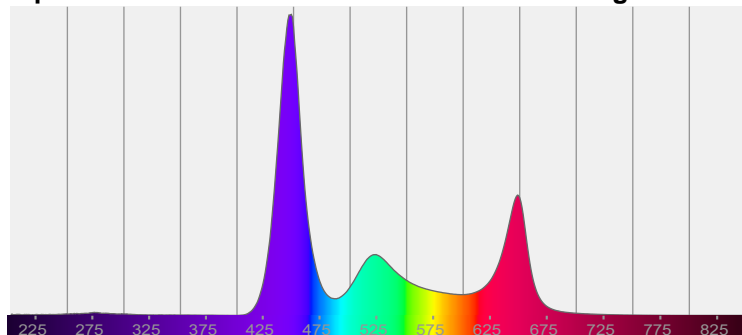
Note:



CIE 1931
x: 0.239
y: 0.174

Spectra


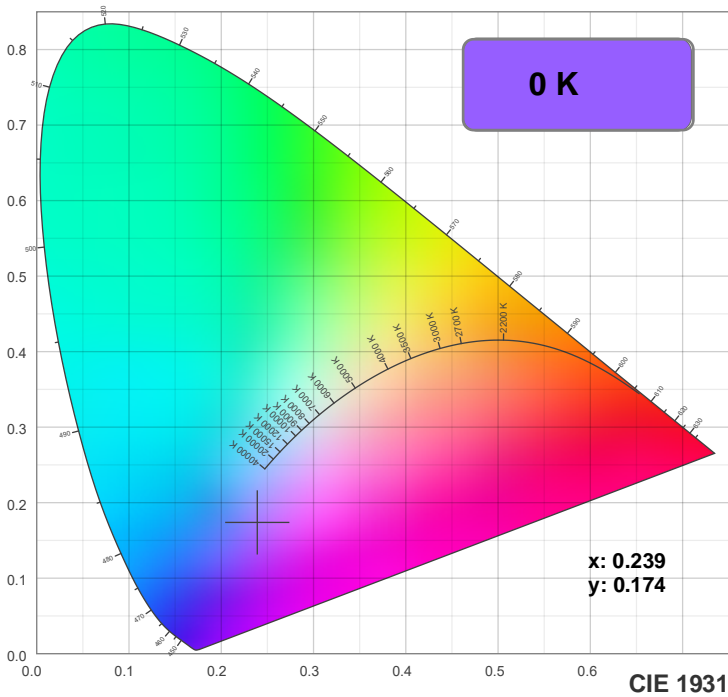
Dominant Wavelength: 443nm



Power

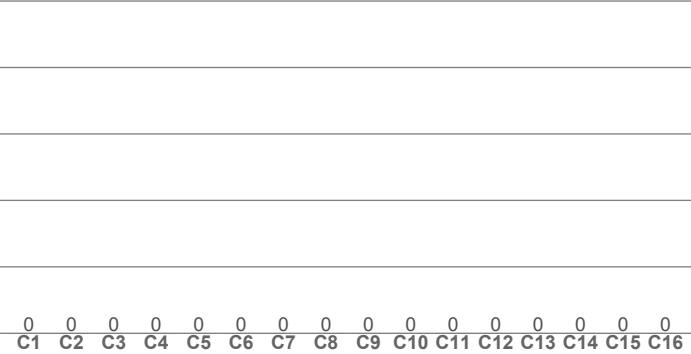
Voltage: 117 V
Current: 2.78 A
Frequency: 0 Hz

Color Details



CIE 1931 ZOOM

TM30: 0.0



CRI R values, only R1-R8 are used to calculate final CRI value

R1	R2	R3	R4	R5	R6	R7	R8	R9	R10	R11	R12	R13	R14	R15
0.0	0.0	0.0	0.0	0.0	0.0	0.0	0.0	0.0	0.0	0.0	0.0	0.0	0.0	0.0

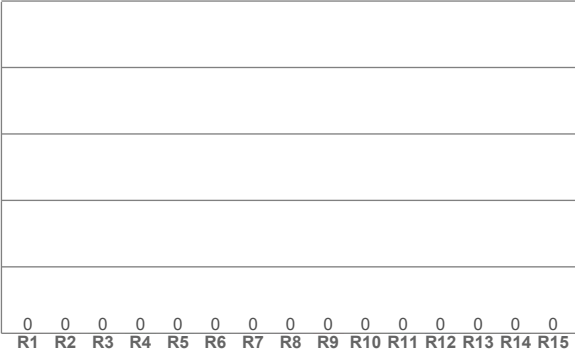
TM30 C values, 16 binned values out of total of 99 C values

C1	C2	C3	C4	C5	C6	C7	C8	C9	C10	C11	C12	C13	C14	C15	C16
0.0	0.0	0.0	0.0	0.0	0.0	0.0	0.0	0.0	0.0	0.0	0.0	0.0	0.0	0.0	0.0

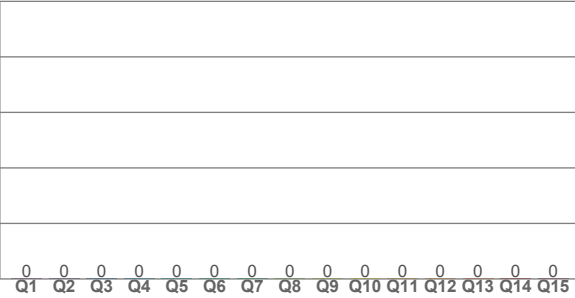
CQS Q values

Q1	Q2	Q3	Q4	Q5	Q6	Q7	Q8	Q9	Q10	Q11	Q12	Q13	Q14	Q15
0.0	0.0	0.0	0.0	0.0	0.0	0.0	0.0	0.0	0.0	0.0	0.0	0.0	0.0	0.0

CRI: 0.0 (R1-R8)



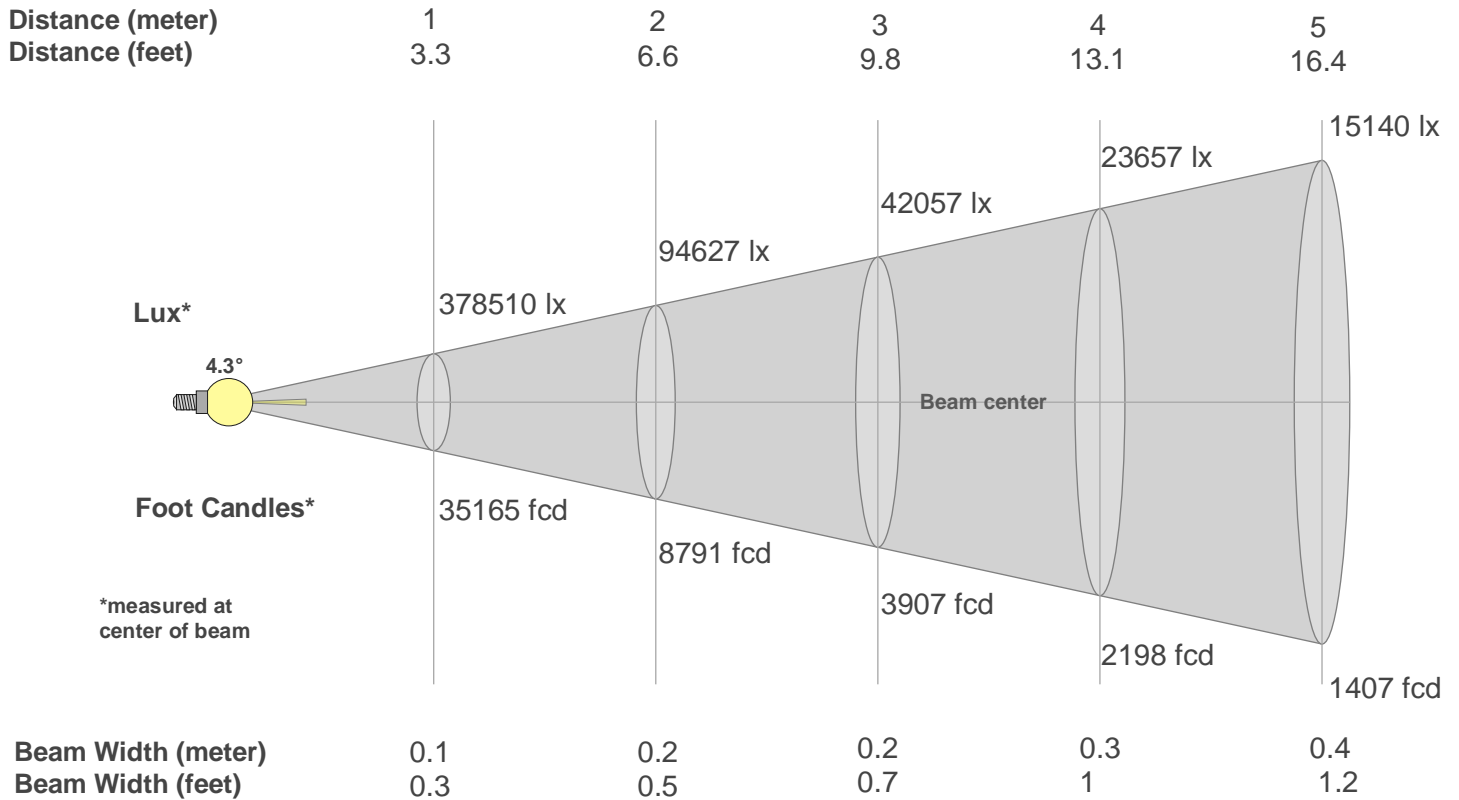
CQS: 0.0



Color Parameters

Color Temperature	Color Rendering Index	Red Component	Color Fidelity	Color Gamut	Color Quality Scale	Color Coordinate CIE 1931	Color Coordinate CIE 1931	Color Coordinate	Color Coordinate	Color Diviation from Black Body
CCT	CRI	CRI R9	TM30 Rf	TM30 Rg	CQS	x	y	u	v	Δuv
0 K	0.0	0.0	0.0	0.0	0.0	0.239	0.174	0.207	0.226	n/a

Beam Details



Beam Intensities from 1-20m

m	1	2	3	4	5	6	7	8	9	10	11	12	13	14	15	16	17	18	19	20
ft	3.3	6.6	9.8	13.1	16.4	19.7	23	26.2	29.5	32.8	36.1	39.4	42.7	45.9	49.2	52.5	55.8	59.1	62.3	65.6
lx	378510	94627	42057	23657	15140	10514	7725	5914	4673	3785	3128	2629	2240	1931	1682	1479	1310	1168	1049	946
fcd	35164.7	8791.2	3907.2	2197.8	1406.6	976.8	717.6	549.4	434.1	351.6	290.6	244.2	208.1	179.4	156.3	137.4	121.7	108.5	97.4	87.9

Intensities in 0° C-plane

0°	1°	2°	3°	4°	5°	6°	7°	8°	9°	10°	11°	12°	13°	14°	15°	16°	17°	18°	19°
379K	371K	246K	16K	0K	0K	0K	0K	0K	0K	0K	0K	0K	0K	0K	0K	0K	0K	0K	0K
100%	98%	65%	4%	0%	0%	0%	0%	0%	0%	0%	0%	0%	0%	0%	0%	0%	0%	0%	0%

Intensities in 90° C-plane

0°	1°	2°	3°	4°	5°	6°	7°	8°	9°	10°	11°	12°	13°	14°	15°	16°	17°	18°	19°
379K	371K	246K	16K	0K	0K	0K	0K	0K	0K	0K	0K	0K	0K	0K	0K	0K	0K	0K	0K
100%	98%	65%	4%	0%	0%	0%	0%	0%	0%	0%	0%	0%	0%	0%	0%	0%	0%	0%	0%

Intensities in 180° C-plane

0°	1°	2°	3°	4°	5°	6°	7°	8°	9°	10°	11°	12°	13°	14°	15°	16°	17°	18°	19°
379K	368K	239K	17K	0K	0K	0K	0K	0K	0K	0K	0K	0K	0K	0K	0K	0K	0K	0K	0K
100%	97%	63%	4%	0%	0%	0%	0%	0%	0%	0%	0%	0%	0%	0%	0%	0%	0%	0%	0%

Intensities in 270° C-plane

0°	1°	2°	3°	4°	5°	6°	7°	8°	9°	10°	11°	12°	13°	14°	15°	16°	17°	18°	19°
379K	368K	239K	17K	0K	0K	0K	0K	0K	0K	0K	0K	0K	0K	0K	0K	0K	0K	0K	0K
100%	97%	63%	4%	0%	0%	0%	0%	0%	0%	0%	0%	0%	0%	0%	0%	0%	0%	0%	0%

Beam Angle 50%	Field Angle 10%	Cutoff Angle 2,5%	Intensity Ratio in 120° Cone	Intensity Ratio in 90° Cone
4.3°	5.4°	6.2°	100.0%	100.0%